



Overview of NOAA Fisheries' Budgets: Fiscal Years 2015 & 2016




**NOAA
FISHERIES**

Presented to Fisheries' Constituents

March 6, 2015

Agenda

- FY 2014 Accomplishments
- Where We Are in Fiscal 2015
- Impacts and Moving Forward in 2015
- Overview of the President's 2016 Budget Request
- Questions



Examples of 2014 Accomplishments

- Substantial progress in ending overfishing and rebuilding stocks
- Progress toward long-term economic sustainability of our nation's fish stocks
- Additional protections under the Endangered Species Act for 20 species of coral
- The Fish Stock Climate Vulnerability Assessment methodology

Where We Are in 2015

December 13, 2014—NOAA Fisheries received its 2015 appropriation of **\$958.2 million**.

- **\$12.8 M (+1.6%) increase over FY14 Spend Plan for core programs.**

NOAA's Priorities

NOAA's FY 2016 budget request makes targeted investments in the four agency priorities.



NOAA America's Environmental Intelligence Agency

Putting environmental information into the hands of people who need it.

ENVIRONMENTAL INTELLIGENCE

Observations Monitoring Assessment Modeling Forecasts and Products


TOP PRIORITIES FOR 2014-2018

- 1 Make communities more resilient
- 2 Evolve the Weather Service
- 3 Invest in observational infrastructure
- 4 Achieve Organizational Excellence

NOAA
NATIONAL OCEANIC AND ATMOSPHERIC ADMINISTRATION
U.S. DEPARTMENT OF COMMERCE

FY 2016

- FY 2016 President's Budget released February 2nd
- Additional budget documents, e.g., NOAA's Blue Book released February 3rd

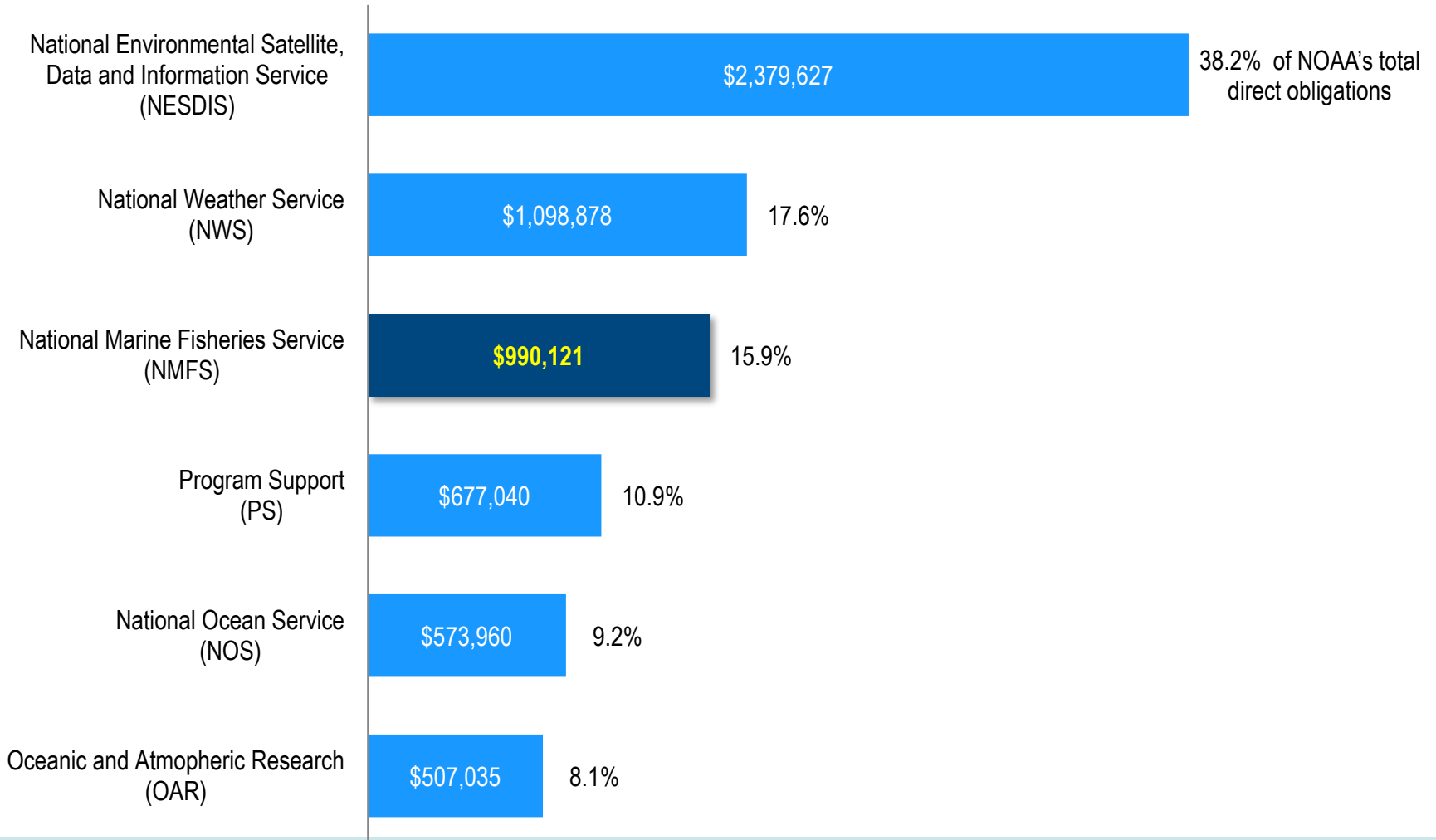


Blue Book is available at <http://goo.gl/j5NzXJ>

NOAA's Proposed 2016 Budget = \$6.0 Billion

\$0.5 Billion (9.8%) over FY 2015 Enacted Budget

By Line Office (\$ in thousands)



FY 2016 Budget Request – NOAA Fisheries Overview

- Provides \$990.1 million total for NOAA Fisheries, a \$31.9 million overall increase (+3.3%) over FY 2015 Enacted.
 - \$956.9 million for core programs, or 7.8% over FY 2015 Enacted.
- The Budget request includes:
 - + \$14.4 million for Calculated Inflationary Adjustments.
 - + \$55.0 million for Program Changes

FY 2016 NOAA Fisheries Overview

- To meet priorities, we will:
 - Improve our ability to protect threatened and endangered species while still enabling economic activity through increased consultation capacity.
 - Build on our successful domestic fisheries management with better science and new technologies.
 - Combat Illegal, Unreported, and Unregulated (IUU) fishing internationally and enforce restrictions on imports of illegally harvested and improperly documented seafood.

FY 2016 President's Budget Overview*

Line Item / Account (\$ in millions)	FY 2014 Spend Plan**	FY 2015 Enacted	FY 2016 ATBs (Calc.)	FY 2016 ATBs (Tech.)	FY 2016 Program Changes	FY 2016 President's Request
Protected Resources Science and Management	\$178.5	\$180.7	\$3.9	\$0.0	\$29.6	\$214.2
Fisheries Science and Management	\$516.9	\$520.0	\$8.6	\$0.0	\$17.5	\$546.1
Enforcement	\$62.9	\$65.0	\$1.2	\$0.0	\$3.9	\$70.0
Habitat Conservation and Restoration	\$51.0	\$56.4	\$0.8	\$0.0	\$0.7	\$57.9
Subtotal ORF	\$809.3	\$822.1	\$14.4	\$0.0	\$51.7	\$888.2
Pacific Coastal Salmon Recovery Fund (PCSRF)	\$65.0	\$65.0	\$0.0	\$0.0	-\$7.0	\$58.0
Other Accounts	\$128.5	\$71.1	\$0.0	-\$37.5	\$10.3	\$43.9
TOTAL	\$1,002.8*	\$958.2	\$14.4	-\$37.5	\$55.0	\$990.1

* Note – the FY 2016 PB Request is presented in a new structure.

**FY 2014 Spend Plan includes \$75M for the Fisheries Disaster Mitigation Fund

FY 2016: Program Changes (from FY 2015 Enacted)

Increases from FY 2015 – Protected and Managed Species Recovery

FY 2016 Request – Increases (\$ in millions)	FY 2016 Program Change	FY 2016 Program Total
Increase Consultation Capacity: <ul style="list-style-type: none"> • Endangered Species Act (ESA) Recovery • MSA Essential Fish Habitat (EFH) 	\$13.2 \$5.7	\$45.8 \$9.2
Species Recovery Grants	\$17.0	\$22.0
Atlantic and Pacific Salmon	\$1.3	\$68.5

Increases from FY 2015 – Advances in Fisheries Science and Management

FY 2016 Request – Increases (\$ in millions)	FY 2016 Program Change	FY 2016 Program Total
Ecosystem-based Solutions for Fisheries Management	\$5.0	\$5.0
Electronic Technologies: <ul style="list-style-type: none"> • Electronic Monitoring and Reporting • Management and Regulatory Support for Electronic Technologies 	\$5.6 \$1.5	\$5.6 \$1.5
Distributed Biological Observatory (Arctic)	\$0.9	\$0.9
Expand Annual Stock Assessments	\$2.8	\$73.7
National Catch Share Program	\$2.2	\$27.5

Increases from FY 2015 – Cross-cutting Programs that Provide Overall Economic Benefits, Including IUU

FY 2016 Request – Increases (\$ in millions)	FY 2016 Program Change	FY 2016 Program Total
Combatting Illegal, Unreported and Unregulated Fishing	\$3.0	\$3.0
Enforcement Compliance & Forensics	\$0.9	\$0.9
Domestic Seafood Production and Jobs through Aquaculture	\$2.0	\$7.8
Observers & Training	\$0.5	\$44.8
Fisheries Finance Program (Other Accounts)	\$10.3	\$10.3

Decreases from FY 2015

FY 2016 Request – Decreases (\$ in millions)	FY 2016 Program Change	FY 2016 Program Total
Prescott Grants	-\$1.9	\$1.1
Salmon Management Activities	-\$2.9	\$27.5
Coastal Resiliency Ecosystem Grants	-\$5.0	\$0.0
Pacific Coastal Salmon Recovery Fund (Other Accounts)	-\$7.0	\$58.0

Next Steps

- Focus on our 2015 mission priorities.
- Many steps before the 2016 budget is enacted.
- Bring as much value to the nation as we can with the \$958 million we've been allocated.

Questions